



The LEITNER Roller Batteries

Safe design – trendsetting for many years




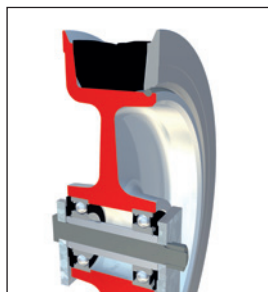
Basis Safety allows no compromises. For many years, LEITNER roller batteries have therefore offered outstanding safety characteristics – long before these characteristics became mandatory through the amendment of the European safety requirements in 2004.

Description The outer flange and main body of the LEITNER rollers are integrated into one aluminium cast, which virtually eliminates a total loss of the flange. The lining of the roller is a one-piece rubber ring whose mixture leads to minimal flexing, thus reducing the rope's friction loss on the roller to a minimum and also eliminating the cracking and loss of the rubber ring.

The extension of the flange beyond the roller lining and the depth of the groove are perfectly matched to the LEITNER grips and therefore guarantee maximum deropement protection. While the cable catchers on the outside of the battery are designed to allow the passage of derailed grips, the deropement protection devices on the inside of the battery prevent the rope from slipping onto the inner side.

Since 1993, LEITNER roller batteries have been equipped with a so-called rotation limitation, which ensures the crossing of grips even after loss or derailment of the rope.

Together with the numerous brake forks, the design of the last rocker of each battery allows for reliable deropement detection even if the cable catchers have been missed.



Benefits **High flange extension** beyond the roller lining and **maximum groove depth** guarantee the highest level of **deropement protection**.

The biaxial setting of the roller batteries ensures their **optimal integration into the axis of the rope**.

Thanks to the high roller pressure of the LEITNER roller batteries, the **number of rollers can be reduced**, which consequently **saves maintenance and spare parts costs**.

The rubber mixture of the LEITNER rollers results in **minimal flexing** and therefore in a considerable **reduction** of the required **drive power** of the installation.

Technical data

Roller diameter	Compression roller battery: Ø 420 mm Supporting roller battery: Ø 420 mm, Ø 460 mm, Ø 550 mm Mixed roller battery: Ø 420/420 mm and Ø 420/550 mm
Number of rollers	Compression roller battery: 8, 10 and 12 rollers Supporting roller battery: 4, 6, 8, 10 and 12 rollers Mixed roller battery: +/- 4 rollers and +/- 8 rollers
Max. roller pressure	Compression roller battery: 6 kN Supporting roller battery: 10 kN
Monitoring devices	Standard: brake forks for deropement detection and wire cut detector Optional: CPS (Cable Position Supervision)

LEITNER®